



MAHESHTALA COLLEGE

BUDGE BUDGE TRUNK ROAD

KOLKATA-700141

Mobile No.: 7439501363 /6289482452

Website: <https://www.maheshtalacollege.ac.in>

Email: maheshtalacollege@yahoo.com

CRITERION 1

CRITERION 1.4

MAHESHTALA COLLEGE

Students Feedback Report

Session: 2021-22

For the NAAC AQAR (2021-22), the college obtains feedback from Students of different disciplines on the syllabus through the college website. The questionnaire has been framed covering social, economic and contemporary aspects of syllabus. Students have rated the question in a scale of E to A where E = Very poor; D = Poor; C = Satisfactory; B = Good; A = Excellent. The feedback is calculated in the numerical scale of 0 - 4 where 0 stands for E, i.e., Very poor and 4 stands for A, i.e., Excellent. The analysis of Students feedback is presented below:

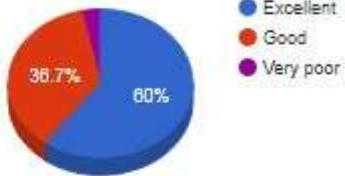
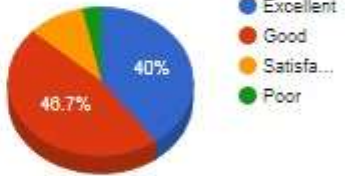
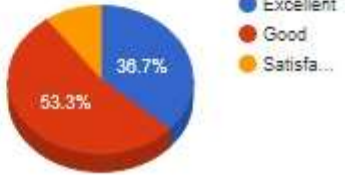
Feedback on Curriculum

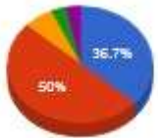
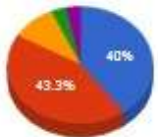
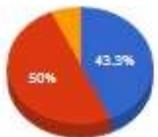
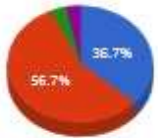
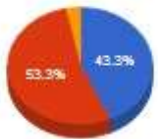
Question Wise Score

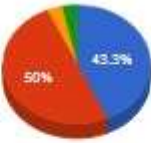
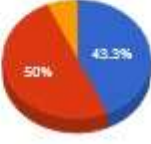
Sl No.	Question	Score
OVERALL AVERAGE SCORE		3.29
1	Teachers focus on syllabi and preparation for taking classes	3.5
2	Teachers' communication skills in terms of classroom discussions and solving doubts	3.23

Sl No.	Question	Score
3	Teachers' skill in linking the subject to life-experience to create interest in the students	3.27
4	Teachers referring to the latest development in the field	3.13
5	Punctuality and regularity in taking classes	3.13
6	Students' attendance in the class of the teachers	3.37
7	Completion of course-syllabus in time by the teachers	3.2
8	Scheduled organisation of assignments, class tests, answer-checking and mentorship classes by the teachers	3.4
9	Usage of teaching aids (board-work, PPTs, maps, charts, photographs and diagrams)	3.33
10	Teachers' skills of addressing inappropriate behaviour of the students	3.37

Question Wise Feedback Statistics Graphs

Sl No.	Question	Statistics Graphs
1	Teachers focus on syllabi and preparation for taking classes	 <p> ● Excellent ● Good ● Very poor </p>
2	Teachers' communication skills in terms of classroom discussions and solving doubts	 <p> ● Excellent ● Good ● Satisfactory ● Poor </p>
3	Teachers' skill in linking the subject to life-experience to create interest in the students	 <p> ● Excellent ● Good ● Satisfactory </p>

4	Teachers referring to the latest development in the field	 <ul style="list-style-type: none"> ● Excellent ● Good ● Satisf... ● Poor ● Very poor
5	Punctuality and regularity in taking classes	 <ul style="list-style-type: none"> ● Excellent ● Good ● Satisf... ● Poor ● Very poor
6	Students' attendance in the class of the teachers	 <ul style="list-style-type: none"> ● Excellent ● Good ● Satisf...
7	Completion of course-syllabus in time by the teachers	 <ul style="list-style-type: none"> ● Excellent ● Good ● Poor ● Very poor
8	Scheduled organisation of assignments, class tests, answer-checking and mentorship classes by the teachers	 <ul style="list-style-type: none"> ● Excellent ● Good ● Satisf...

9	Usage of teaching aids (board-work, PPTs, maps, charts, photographs and diagrams)	 <ul style="list-style-type: none"> ● Excellent ● Good ● Satisfactory ● Poor
10	Teachers' skills of addressing inappropriate behaviour of the students	 <ul style="list-style-type: none"> ● Excellent ● Good ● Satisfactory

MAHESHTALA COLLEGE

Teachers Feedback Report

Session: 2021-22

For the NAAC AQAR (2021-22), the college obtains feedback from Teachers of different disciplines on the syllabus through the college website. The questionnaire has been framed covering social, economic and contemporary aspects of syllabus. Teachers have rated the question in a scale of E to A where E = Very poor; D = Poor; C = Satisfactory; B = Good; A = Excellent. The feedback is calculated in the numerical scale of 0 - 4 where 0 stands for E, i.e., Very poor and 4 stands for A, i.e., Excellent. The analysis of Teachers feedback is presented below:





Feedback on Curriculum







Question Wise Score

Sl No.	Question	Score
OVERALL AVERAGE SCORE		2.7
1	Aims and objectives of the syllabi are well defined and clear to teachers and students	4
2	Outcomes of the syllabi is well-defined to both teachers and students	3
3	Curriculum having good academic flexibility.	4
4	The course content fulfills the need of the students.	4
5	The college provides with opportunities for continuous development of the students and faculties.	2
6	Laboratory requirements, including equipments, chemicals and specimens are regularly provided.	3
7	Computer facilities are made available for ICT based teaching to students.	1

Sl No.	Question	Score
8	Effectiveness of the syllabus in creating depth of knowledge, awareness and enhanced creativity among the students.	2
9	How far does the syllabus upgrade a 12 standard pass student to the entry gate of master degree?	2
10	How far the does the syllabus incorporate experiential learning (i.e., experimental /practical/Field visit/Project etc.)?	2

Question Wise Feedback Statistics Graphs

Sl No.	Question	Statistics Graphs
1	Aims and objectives of the syllabi are well defined and clear to teachers and students	 <p>A pie chart representing 100% feedback. The chart is a solid blue circle with the text '100%' in the center. To the right of the chart is a legend with a blue dot and the word 'Excellent'.</p>
2	Outcomes of the syllabi is well-defined to both teachers and students	 <p>A pie chart representing 100% feedback. The chart is a solid red circle with the text '100%' in the center. To the right of the chart is a legend with a red dot and the word 'Good'.</p>
3	Curriculum having good academic flexibility.	 <p>A pie chart representing 100% feedback. The chart is a solid blue circle with the text '100%' in the center. To the right of the chart is a legend with a blue dot and the word 'Excellent'.</p>
4	The course content fulfills the need of the students.	 <p>A pie chart representing 100% feedback. The chart is a solid blue circle with the text '100%' in the center. To the right of the chart is a legend with a blue dot and the word 'Excellent'.</p>

5	The college provides with opportunities for continuous development of the students and faculties.	 <p>100% Satisfactory</p>
6	Laboratory requirements, including equipments, chemicals and specimens are regularly provided.	 <p>100% Good</p>
7	Computer facilities are made available for ICT based teaching to students.	 <p>100% Poor</p>
8	Effectiveness of the syllabus in creating depth of knowledge, awareness and enhanced creativity among the students.	 <p>100% Satisfactory</p>
9	How far does the syllabus upgrade a 12 standard pass student to the entry gate of master degree?	 <p>100% Satisfactory</p>
10	How far the does the syllabus incorporate experiential learning (i.e., experimental /practical/Field visit/Project etc.)?	 <p>100% Satisfactory</p>

MAHESHTALA COLLEGE

Alumni Feedback Report

Session: 2021-22

For the NAAC AQAR (2021-22), the college obtains feedback from Alumni of different disciplines on the syllabus through the college website. The questionnaire has been framed covering social, economic and contemporary aspects of syllabus. Alumni have rated the question in a scale of E to A where E = Very poor; D = Poor; C = Satisfactory; B = Good; A = Excellent. The feedback is calculated in the numerical scale of 0 - 4 where 0 stands for E, i.e., Very poor and 4 stands for A, i.e., Excellent. The analysis of Alumni feedback is presented below:

Feedback on Curriculum

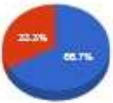
Question Wise Score

Sl No.	Question	Score
OVERALL AVERAGE SCORE		3.17
1	Institutions' effort towards encouragement of research and innovation.	3
2	Syllabus being adequate enough to provide theoretical knowledge and skillset to secure admission into higher education courses.	3.33

SI No.	Question	Score
3	Seminars and workshops organised for development of the students.	3.67
4	Encouragement of extra-curricular activities in the institution.	3.67
5	Institution's contribution in making the students socially aware and responsible studnets.	3
6	Institution's contribution in improving communication skills of the students.	2.67
7	Institution's contribution in various skill-based development of the students through add-on courses and value-added courses.	3
8	Library facilities being available for the alumnus	3
9	Sufficient numbers of prescribed books/study materials are available in the Library.	2.67
10	New skills are learnt in the due course of study.	3.67

Question Wise Feedback Statistics Graphs

Sl No.	Question	Statistics Graphs
1	Institutions' effort towards encouragement of research and innovation.	 <p>A pie chart representing 100% feedback. The entire circle is colored red, indicating 'Good'. A legend to the right shows a red dot next to the word 'Good'.</p>
2	Syllabus being adequate enough to provide theoretical knowledge and skillset to secure admission into higher education courses.	 <p>A pie chart with two segments. A red segment represents 66.7% 'Good' feedback, and a blue segment represents 33.3% 'Excellent' feedback. A legend to the right shows a blue dot for 'Excellent' and a red dot for 'Good'.</p>
3	Seminars and workshops organised for development of the students.	 <p>A pie chart with two segments. A blue segment represents 66.7% 'Excellent' feedback, and a red segment represents 33.3% 'Good' feedback. A legend to the right shows a blue dot for 'Excellent' and a red dot for 'Good'.</p>
4	Encouragement of extra-curricular activities in the institution.	 <p>A pie chart with two segments. A blue segment represents 66.7% 'Excellent' feedback, and a red segment represents 33.3% 'Good' feedback. A legend to the right shows a blue dot for 'Excellent' and a red dot for 'Good'.</p>
5	Institution's contribution in making the students socially aware and responsible studnets.	 <p>A pie chart representing 100% feedback. The entire circle is colored red, indicating 'Good'. A legend to the right shows a red dot next to the word 'Good'.</p>

6	Institution's contribution in improving communication skills of the students.	 <p> ● Good ● Satisfactory </p>
7	Institution's contribution in various skill-based development of the students through add-on courses and value-added courses.	 <p> ● Good </p>
8	Library facilities being available for the alumnus	 <p> ● Good </p>
9	Sufficient numbers of prescribed books/study materials are available in the Library.	 <p> ● Good ● Satisfactory </p>
10	New skills are learnt in the due course of study.	 <p> ● Excellent ● Good </p>



R Das

Dr Rumpa Das
Principal
Maheshwari College

 **Principal
Maheshwari College**



MAHESHTALA COLLEGE

BUDGE BUDGE TRUNK ROAD, MAHESHTALA, KOLKATA - 700 141
E-mail : maheshtalacollege@yahoo.com / principal.maheshtalacollege@gmail.com
Call : 6289482452 (Office)
Website : www.maheshtalacollege.ac.in

ACTION TAKEN REPORT

_Dated : 20/7/2022

Feedback received from respondents and analysed.

Based on Students' Feedback and their assessment of teachers , ambience of the college vis a vis teaching-learning process, ICT , Library etc, following action was taken:

1. Feedback Report to be submitted in next IQAC Meeting and thereafter in next GB for record and necessary policy decision , if any.
2. Principal convened a Meeting on 20/7/2022 to discuss about CU Exams and apprise all teachers about feedback from students and alumni.
3. Use of ICT enabled teaching aids need to be extensively used. A Capacity Building Programme on ICT is to be conducted at the earliest for all teaching and non teaching staff
4. Library facilities are to be improved substantially with most stress on Automation and availability of books according to latest syllabus. Library Sub Committee Meeting to be convened and the matters to be addressed.

Sn. Bh.

Dr. Suchandra Bhattacharyya
IQAC Coordinator
Maheshtala College

Co-ordinator, IQAC
Maheshtala College



R Das

Dr. Rumpa Das
Principal
Maheshtala College

Principal
Maheshtala College